



## Product Data Sheet

Product Code: WB0040

Issued: August 8, 2016

### PRODUCT DESCRIPTION

Specifically designed for sensitive, historic and important buildings to remove graffiti from stonework, brickwork and masonry without damage.


This product is effective first time every time and requires very low pressure to remove softened graffiti from the surface. Importantly, HERITAGE REMOVER will rinse very easily to avoid the presence of insoluble salts being left on the masonry.

Will remove all types of spray can paints from porous stone and concrete surfaces, including cinderblock, split face block and exposed aggregate. Safe and effective to use on all types of natural stone (such as limestone, granite, marble, and terrazzo).

Also highly effective on some painted and coated surfaces such as signs as well as stainless steel, trees and most plastics.

### FEATURES & BENEFITS

- Fast acting penetrating formula encapsulates and dissolves spray can and other stains from behind as well as the front.
- Easily rinsed with a small pressure washer requiring very little rinsing water. Any resultant run off is a readily biodegradable gray water soap which can be left to biodegrade. Recycled or further diluted for use in gardens etc.
- No shadows, no damage, no harsh scrubbing required.
- Pleasant smelling and non toxic.
- Safe and effective to use on all types of natural stone (such as limestone, granite and marble), stainless steel, trees, plastics and playground equipment.
- May be used on painted surfaces as well as natural surfaces.



### INSTRUCTIONS FOR USE

HERITAGE REMOVER is applied to the surface with a nylon brush, broom or pump-up sprayer, 3 times at 3 minute intervals, liberally flooding the graffiti / stain with the product.

For typical graffiti, approximately three minutes after the final application, rinse using a hot or cold pressure washer (hot is best) at low pressure. If one is not available, then a stiff nylon brush and bucket of water may suffice.

Agitation, as you apply this product, can be of great assistance. Continued experience with the product will enable the user to judge how many applications are necessary for varying surfaces and particular spray cans.

On older / thicker graffiti patience is the key. Keep the graffiti wet with the product, as long as possible before rinsing.

Do not blast too close, in order to remove the graffiti, as it may cause damage and will possibly only remove a small percentage more.

Remember, a pressure washer in this instance is really only a quick release rinse of the dissolved graffiti, and not the primary means of cleaning.

Ideally use 1500 - 2000 psi with a 15° or 25° fan jet at about 6 inches from the surface. Do not blast or use 'turbo' type nozzles which risk doing damage.

**FOR EXPERT TECHNICAL ADVICE ON YOUR REMOVAL JOB,  
PLEASE CALL 1-818-247-2555 OR  
EMAIL SALES@GRAFFITIREMOVALINC.COM**



Urban Restoration Group US Inc. (URG US INC) maintains Safety Data Sheets (SDS) on all of its products. These sheets contain information that you may need to protect your employees and customers against health or safety hazards associated with our product. URG US INC recommends that you obtain a copy of the respective SDS sheet prior to using or transporting our products. The information in this Product Data Sheet is based on data we believe to be reliable. It is offered in good faith, but without guarantee, as ultimately the conditions and methods of the use of our products are beyond our control.

URBAN RESTORATION GROUP US INC MAIL: 1146 N Central Ave. #531, Glendale CA 91202 USA. WAREHOUSE: 5439 San Fernando Rd. W, Los Angeles CA 90039 USA. TEL: 1-818-247-2555. FAX: 1-818-247-2515. EMAIL: sales@graffitiremovalinc.com. WEB: www.graffitiremovalinc.com



## Product Data Sheet

## Product Code: WB0040

## Issued: August 8, 2016

### INSTRUCTIONS FOR USE cont...

When rinsing dissolved graffiti with a pressure washer try to remove a LITTLE of the graffiti from the bottom of the tag without wetting the whole area.

If satisfied, then proceed to full scale. Wash the whole area from top to bottom.

Remember, if the remover has not done its job then no amount of 'blasting' will fix the problem.

Failures are usually a result of not flood coating adequately and not leaving product on long enough and cannot be resolved by blasting too close or at higher pressures.



Stone Walls

### TIPS FOR EFFECTIVE USE OF HERITAGE

**TIP 1.** Some spray cans such as reds can stain surfaces. Other spray cans change colors once HERITAGE has been applied. For complete and total removal of these stains use our FELTPEN FADEOUT after or while HERITAGE is still on the stain.

**TIP 2.** If you are fixing someone else's former failure and maybe having problems, then HERITAGE can be left overnight on the wall (if safe to do) ensuring maximum dwell time. Return in the morning and the problem will usually be solved with another application and a wash off.

**TIP 3.** As a general rule, avoid trying to remove spray can graffiti from porous unpainted surfaces, whilst the walls are facing the hot summer sun. Wherever possible, try to work in the shade or during a cooler time of day.

On days when there is a likelihood of the graffiti remover drying out within minutes or less, the wall can be thoroughly wet with water and towel patted dry BEFORE applying HERITAGE.

### SAFETY ISSUES

While HERITAGE is very safe to use in comparison to most graffiti removal products, the intended use for the product is stripping paint, waxes and oils from building surfaces and is thus naturally much more aggressive on skin and eyes than normal every day cleaners.



If the intended user is not familiar or confident in implementing the safety precautions below we urge that they do not use the products.

1. Always wear solvent alkali protective gloves, goggles and long sleeve clothing.
2. Be sunsmart. Wear a wide brimmed hat; after all, you are outside.
3. Always know where water is available, in case of a splash.
4. Carry a spare set of clothing. Do not leave contaminated clothing on.
5. Use in well-ventilated areas.



### LIMITATIONS

1. HERITAGE can occasionally mark aluminum or galvanized steel surfaces.
2. Use synthetic brushes and plastic buckets. HERITAGE can damage natural fibers like hair or wool.
3. Do not spray HERITAGE unless determined safe to do so.
4. Do not dilute HERITAGE (use as supplied).



Historic Brick and Masonry



Urban Restoration Group US Inc. (URG US INC) maintains Safety Data Sheets (SDS) on all of its products. These sheets contain information that you may need to protect your employees and customers against health or safety hazards associated with our product. URG US INC recommends that you obtain a copy of the respective SDS sheet prior to using or transporting our products. The information in this Product Data Sheet is based on data we believe to be reliable. It is offered in good faith, but without guarantee, as ultimately the conditions and methods of the use of our products are beyond our control.

URBAN RESTORATION GROUP US INC MAIL: 1146 N Central Ave. #531, Glendale CA 91202 USA. WAREHOUSE: 5439 San Fernando Rd. W, Los Angeles CA 90039 USA. TEL: 1-818-247-2555. FAX: 1-818-247-2515. EMAIL: sales@graffitiremovalinc.com. WEB: www.graffitiremovalinc.com



## Product Data Sheet

Product Code: WB0040

Issued: August 8, 2016

### CAUTION

Before commencing any large scale use, always test first in an inconspicuous area. This product is designed to remove all types of markers and stains, and may have an unpredictable or even damaging result on certain man-made or stained surfaces. If necessary wait for surface to dry to ensure perfect results.

Any building which has suddenly been washed (even with clean water) after many years of dryness can give rise to what we call 'secondary efflorescence', that is a few soft fluffy 'salts' which in itself is not harmful and will disappear in no time never to return again.

This is not to be confused with the production and consequential rise of harmful salts which cause the spalling of masonry surfaces.

In our experience we have never witnessed such a resulting outcome unless the building has:

1. Not been rinsed properly, or
2. The building surface is situated in a repetitive wetting and drying situation.

### COVERAGE GUIDELINES

1 gallon will remove approx.:

- 200 sq ft of typical graffiti on concrete, brick, block or masonry surfaces
- 80 sq ft on sandstone, limestone and other soft absorbent surfaces (per 3 flood coat application).

On painted / coated surfaces expected removal is approx. 1000 sq ft per gallon.

Exact coverage varies depending on type of stain and the porosity of surface material.

### TEMPERATURE USAGE

For hot weather removals avoid direct sunlight whenever possible. Wet surface down first and apply HERITAGE to damp wall. Allow for longer dwell times in cold weather. Expect considerably slower reaction times in weather below 40°F / 5°C.

### TECHNICAL DATA

#### Composition

HERITAGE is a premium aromatic liquid made from natural citrus oils alcohols designed to penetrate the surface, fully dissolve graffiti and other marks as well as rinse away very easily under low pressure.

#### Properties

Color: Orange Brown liquid.

Odor: Citrus solvent odor.

PH: ~ 12-14

Storage: Store in a cold dry place away from heat or flames.

Shelf Life: Approximately 2 years but up to 5 years in unopened container.

Precautions: Flammable.

DOT Markings: UN2924, Flammable liquid, corrosive, n.o.s., (Ethyl Alcohol, Potassium Hydroxide), 3, (8), PG III

### ENVIRONMENTAL CARE

HERITAGE is biodegradable and conforms to all statutory environmental requirements for graffiti removal including VOC limits. Designed to be fast, effective and non damaging requiring very little rinsing water. If necessary, water can be collected using a wet vac and disposed of safely.

We believe nothing other than rainwater should enter our precious storm water systems.

**See SDS for further information.**

### CONTACT MANUFACTURER

Urban Restoration Group US Inc.

5439 San Fernando Rd. W., Los Angeles CA 90039 USA

Tel: +1-818-247-2555. Fax: +1-818-247-2515

Email: sales@graffitiremovalinc.com

Web: www.graffitiremovalinc.com



Urban Restoration Group US Inc. (URG US INC) maintains Safety Data Sheets (SDS) on all of its products. These sheets contain information that you may need to protect your employees and customers against health or safety hazards associated with our product. URG US INC recommends that you obtain a copy of the respective SDS sheet prior to using or transporting our products. The information in this Product Data Sheet is based on data we believe to be reliable. It is offered in good faith, but without guarantee, as ultimately the conditions and methods of the use of our products are beyond our control.

URBAN RESTORATION GROUP US INC MAIL: 1146 N Central Ave. #531, Glendale CA 91202 USA. WAREHOUSE: 5439 San Fernando Rd. W, Los Angeles CA 90039 USA. TEL: 1-818-247-2555. FAX: 1-818-247-2515. EMAIL: sales@graffitiremovalinc.com. WEB: www.graffitiremovalinc.com